

# SHIZUOKA CITY STATISTICS

1 June 2023

Planning Division, City of Shizuoka

## <Founding>

1 April 2003

## Size

Area 1,411.93km<sup>2</sup> (1 Jan 2023)

East-West 50.62km North-South 83.10km

Densely Inhabited Districts: 106.75km<sup>2</sup>

City Planning Area: 234.90km<sup>2</sup> (31 Mar 2022)

Urbanization Promotion Area: 104.81km<sup>2</sup> (31 Mar 2022)

## Shizuoka City Hall

Shizuoka Office: 5-1 Ote-machi, Aoi-ku, Shizuoka City

Long. 138° 22' 58" E., Lat. 34° 58' 32" N.

Shimizu Office: 6-8 Asahi-cho, Shimizu-ku, Shizuoka City

Long. 138° 29' 23" E., Lat. 35° 00' 57" N.

Ward Offices Aoi Ward: 5-1 Ote-machi, Aoi-ku, Shizuoka City

Suruga Ward: 10-40 Minami Yahata-cho, Suruga-ku, Shizuoka City

Shimizu Ward: 6-8 Asahi-cho, Shimizu-ku, Shizuoka City

City Flower: Hollyhock; City Tree: Dogwood; City Bird: Kingfisher

Sister Cities Stockton, CA; Omaha, NE; Shelbyville, IN (U.S.A.)

Cannes (France); Muroran, Joetsu (Japan)

Friendship Cities Hue (Vietnam), Saku (Japan)

## <Climate>

Average Annual Temperature 17.7°C/64°F  
(High 36.3°C/97°F Low -2.2°C/28°F)

Annual Precipitation 2,511.0mm Average Annual Humidity 69%

Annual Hours of Sunshine 2,304.4h (2021)

## <Population>

Population as per Basic Residence Register Total: 683,739 (323,095 households)

(Japanese and Foreign Residents) Male: 333,010 Female: 350,729 (31 Dec 2022)

Foreign Resident Population Total: 11,240 (7,017 households)

Male: 5,339 Female: 5,901 (31 Dec 2022)

## Population Dynamics

Births: 4,027 Deaths: 9,259 (Natural decrease of 5,232)

Move-ins: 26,470 Move-outs: 26,459

Other population fluctuation: decrease of 119 persons.

Social fluctuation: decrease of 108 persons (2022)

## 2020 National Census

Total: 693,389 (297,421 households)

Male: 337,812 Female: 355,577

During the Day: 713,197 At Night: 693,389

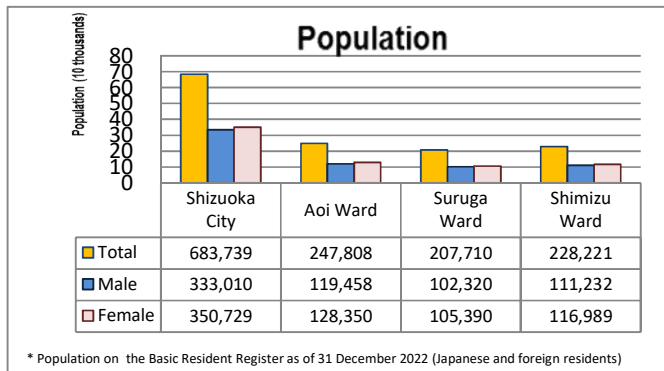
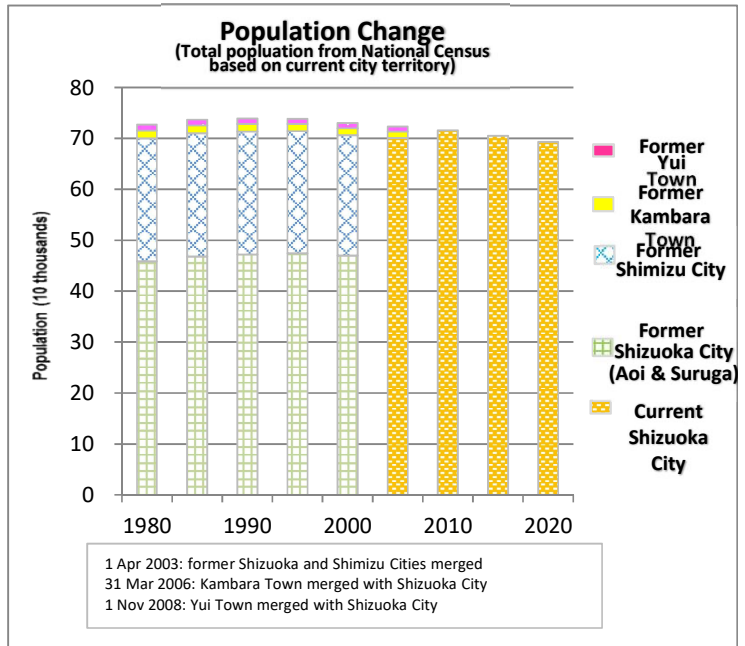
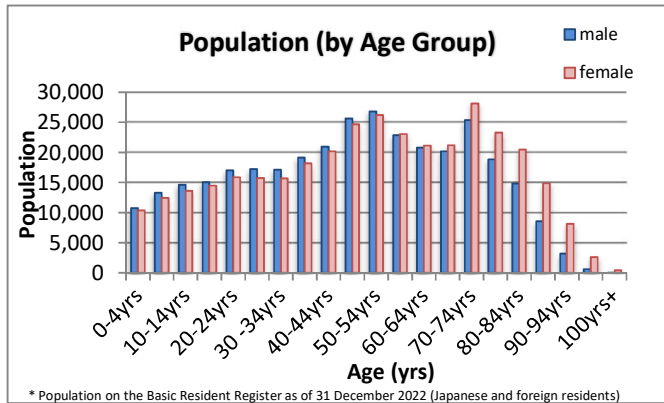
## Population by Age

Total: 693,389 (Including "age unspecified")

Age Groups	Population	Percentage
Children (0-14yrs)	78,274	11.3
Working Age (15-64yrs)	395,897	57.1
Elderly (65yrs and older)	209,628	30.2

## Working Population Total: 345,110 (Including "unclassified")

By Industrial Group	Population	Percentage
Primary Industries	7,822	2.3
Secondary Industries	85,079	24.7
Tertiary Industries	242,189	70.2



## <Industry>

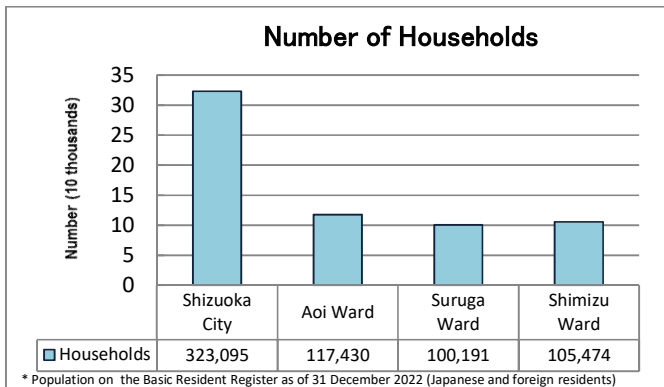
Businesses (Private-run) 35,194 businesses 340,623 workers  
(2016 Economic Census for Business Activity)

Industrial Enterprises 1,302 enterprises 47,845 workers  
(Businesses with 4 or more employees)  
Shipment value of manufactured goods: ¥2,120,263,980,000  
(2020 Industrial Statistics Survey)

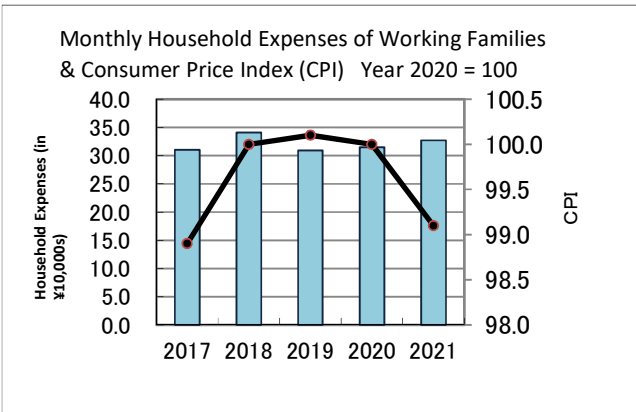
Retail Shops 5,113 shops 40,165 workers  
Annual value of merchandise sales: ¥772,678,000,000

Wholesale Shops 2,354 shops 22,323 workers  
Annual value of merchandise sales: ¥2,124,892,000,000  
(2021 Economic Census for Business Activity)

Farms 5,690 farms Core Farm Workers: 4,638  
(No. of household members primarily working whose main job is independent agriculture)  
Operating cultivated land: 2,771 ha (2020 Census of Agriculture & Forestry)



## <Prices & Consumer Habits>



## <Education & Culture>

Universities	5	22,075 students
Junior Colleges	4	1,207 students
Vocational Schools	27	5,602 students
Specialty Schools	7	230 students
High Schools	27	18,802 students
Junior High Schools	57	17,829 students
Elementary Schools	88 (includes branch schools)	32,180 students
Schools for Special Needs Education	7	963 students

(1 May 2022, based on data from university surveys and the Basic School Survey)

## <Electricity, Gas, Water>

Electricity		
(prefecture performance) (FY2021)	Power generation	7,469,776 (1,000kWh)
	Demand	28,438,505 (1,000kWh)
City Gas	Demand	170,307 households (2021)
	Consumption	189,582,782m <sup>3</sup>
Water (waterworks)	Population Supplied	671,855 persons (at end of FY2022)
	Consumption	84,853,995m <sup>3</sup>

## <Health>

Medical Facilities	27 hospitals	7,277 beds
	571 clinics	235 beds
Doctors, Dentists, Pharmacists, Nurses and Practical Nurses	356 dental clinics	(at end of FY2022)
	1,814 doctors	504 dentists
	1,811 pharmacists	
	7,533 nurses	982 practical nurses
		(at end of 2020)

## <Justice, Police, Fire>

Crimes	No. of known crimes	2,907	No. of arrests	1,376	(2021)
Traffic Accidents Resulting in Injury or Death	No. of accidents	3,507	19 fatalities	4,213 injured	(2021)
Fires	Fire-related incidents	157	118 houses damaged	9 fatalities 28 injured	¥349,380,000 in damage (2021)

## <Finances>

FY2023 General Account Revenue Budget ¥351,700,000,000		FY2023 General Account Expenditure Budget ¥351,700,000,000	
Municipal Tax	¥140,400,000,000 (39.9%)	Social Welfare	¥118,160,000,000 (33.6%)
National Treasury Disbursements	¥65,830,000,000 (18.7%)	Education	¥45,430,000,000 (12.9%)
Municipal Bonds	¥37,100,000,000 (10.6%)	Civil Engineering	¥44,000,000,000 (12.5%)
Tax Allocations to Local Governments	¥27,000,000,000 (7.7%)	Public Health	¥40,070,000,000 (11.4%)
Prefectural Disbursements	¥21,590,000,000 (6.1%)	Public Bonds	¥37,120,000,000 (10.6%)
Local Consumption Tax Subsidies	¥18,460,000,000 (5.2%)	General Affairs	¥34,560,000,000 (9.8%)
Usage & Processing Fees	¥8,220,000,000 (2.3%)	Fire & Rescue	¥11,050,000,000 (3.1%)
Various Revenue	¥7,770,000,000 (2.2%)	Disaster Recovery	¥7,910,000,000 (2.3%)
Funds Carried Over	¥6,820,000,000 (2.0%)	Commerce & Industry	¥6,860,000,000 (2.0%)
Diesel Oil Tax Subsidies	¥5,840,000,000 (1.7%)	Other	¥6,520,000,000 (1.8%)
Other	¥12,690,000,000 (3.6%)		

## <Labor>

Average Number of Work Days	18.3 days/month
Working hours	143.8 hours/month
Salary	346,295 yen/month
(2021 avg. for businesses with 30+ employees)	
(Shizuoka Pref. Monthly Labor Statistics Survey)	
Jobs-to-Applicants Ratio (FY2021)	1.52
Applicants	120,442 (22,582 new)
Offers	183,076 (64,383 new)

## <Civil Engineering & Construction>

Total Road Length (1 Apr 2021)	3,283.9km	135.5 km national roads, 425.7 km prefectural roads, 2,722.7 km municipal roads
Urban Parks	Total: 533	Area: 468.70 ha (at end of FY2022)

Accredited early childhood care centers (*kodomo-en*) combining the functions of kindergarten and nursery school

(1 May 2022, based on Basic School Survey)

Kindergartens (*yochien*) 31 3,528 children

(1 May 2022, based on Basic School Survey)

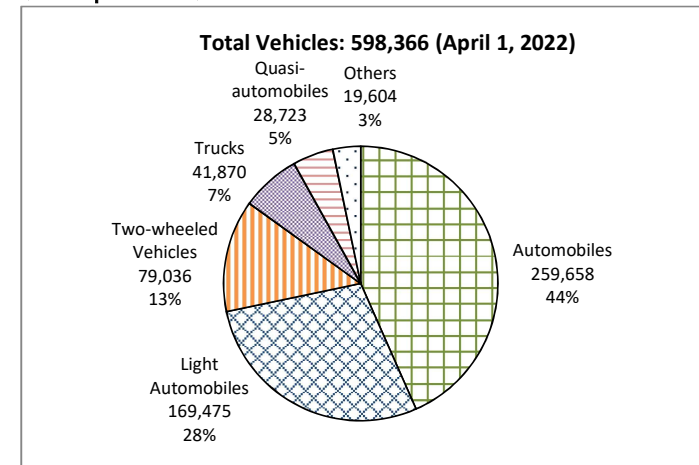
Municipal Libraries 12 1,474,654 visitors  
3,927,776 items checked out

Citizens' Learning Centers 39 914,118 visitors  
(FY2021, includes branches) 78,800 times used

Municipal Gymnasiums 11 628,989 visitors

(FY2021, excludes school facilities)

## <Transportation>



(2021)

(2021)

(2021)