

Let's enjoy a stroll around Shimizu area

We have put together 3 simulated course routes on the back so that you can engage in an enjoyable tour around Shimizu area.

A

Course



For those who want to enjoy a Japanese style meal and shop at a Japanese store

B

Course



For those who want to visit temples and shrines as they stroll around town

C

Course





For those who want to learn about the history and culture of Shimizu Port



Enjoy! JAPAN

Shopping & Tourism SHIMIZU MAP



インターネットに接続

The 「Shopping & Tourism in SHIMIZU MAP」 is linked to the 「Shopping & Tourism in SHIMIZU～しみずGUIDE～」website. Search the site for detailed information on recommended sightseeing courses, ranking lists of tourism sites most popular to visitors, and on various shops. Wi-Fi can be connected at the Marine Terminal if necessary.

Shopping & Tourism in SHIMIZU Search



Recommended spots to visit in the area

Gourmet restaurants, sightseeing spots, information on events happening in the area close to your location are introduced.

Power Search

Search by narrowing down with specific conditions.

Ranking Display

The most popular tourist spots and gourmet restaurants, etc. are displayed by ranking.

QR



The 「Shizuoka Omachi NAVI」 website introduces information on recommended tourist spots and gourmet restaurants in the area, formerly known as a castle town where Sumpu Castle Park and Shizuoka Sengen Shrine, etc. are located. Why not take advantage of it and go a little further and visit them?

Shizuoka Omachi NAVI Search



Before you disembark the ship



Free shuttle bus

Once you dock into Shimizu Port and disembark the ship, you will see the Shimizu Marine Terminal before you. If you plan to head into the central area of Shimizu, catching the free shuttle bus which leaves from outside the Shopping Mall 「S-Pulse Dream Plaza」 (※1), adjacent to the Marine Terminal would be most convenient. This will take you to JR Shimizu station in only 10 minutes (refer to the route on the back of this MAP).

Shuttle Bus

A S-Pulse Dream Plaza



※1 Please check the map on the back for location of S-Pulse Dream Plaza.

Currency exchange offices

If you wish to do some shopping, you can find a currency exchange office in the Shimizu Marine Terminal (※2). It is also possible to change currency at a bank, however, they are only open between 9am through 3pm on weekdays. It is also possible to withdraw Japanese currency through overseas cashing services from a cash card that was issued in your home country at an ATM machine which have「PLUS」「Cirrus」marks at convenience stores.

B Shimizu Marine Terminal



MARKS

PLUS



Cirrus



convenience stores



※1 Please check the map on the back for location of S-Pulse Dream Plaza.
 ※2 Please check the map on the back for location of Shimizu Marine Terminal.

Enjoy! JAPAN Shopping & Tourism
SHIMIZU

A
Course

Time 30-40min.



Course for those who want to enjoy a Japanese style meal and shop at a Japanese store Shimizu Port

Shimizu Fish Market Kashi no Ichi

Over a million visitors come to [Shimizu's Kitchen] each year. A marketplace for fresh fish and processed foods where fish dishes can also be eaten at the restaurant area.




JR Shimizu Station Pedestrian Deck

A pedestrian deck which connects Kashi no Ichi to Shimizu Station; if you're lucky, you may catch a view of Mt. Fuji.



Local shopping streets around Shimizu station

Experience Japanese culture through some of the shops at the local shopping streets unique to Japan called "Shotengai", since the olden days.



B
Course

Time 40min.



Course for those who want to visit temples and shrines as they stroll around town

Ginza Shopping Street of central Shimizu area

Foods loved by the local citizens can be tasted as you walk through the shopping streets unique to Japan since the olden days.



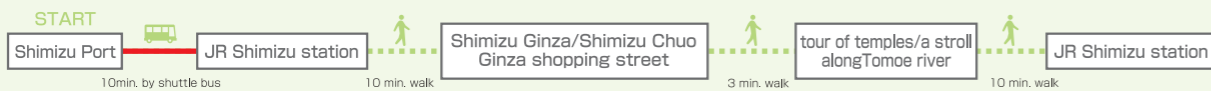
Temple Tours

Several historical temples and shrines exist amongst local homes.




Tomoe River

The legend of the Kappa, a Japanese goblin still remains on Chigo bridge, was built over Tomoe river by the orders of Tokugawa Ieyasu.



C
Course

Time 30min.



Course for those who want to learn about the history and culture of Shimizu Port

S-Pulse Dream Plaza Chibi Maruko chan Land

A Shopping Mall that houses gourmet restaurants, cafes, and haberdashery stores. The Shimizu Sushi Museum and the most popular animation in Japan [Chibi Maruko chan, offer hands-on experience/interactive museum as amusements.



The house where Jirocho was born

The home where Jirocho was born still stands; he was a prominent figure who contributed greatly to the development of Shimizu towards the end of the Edo period through Meiji era. The structure of homes from those days can be viewed.

